

PERFORMING A RESCUE

1



Is patient responsive?

2

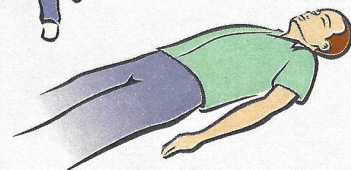


Call emergency services!

3



Get AED.

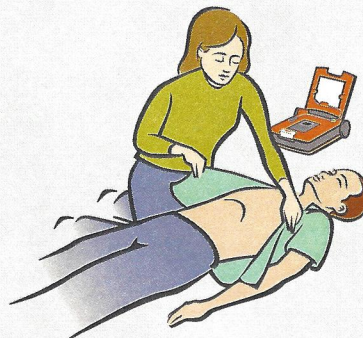


4



Place AED on ground.
Open lid.

5



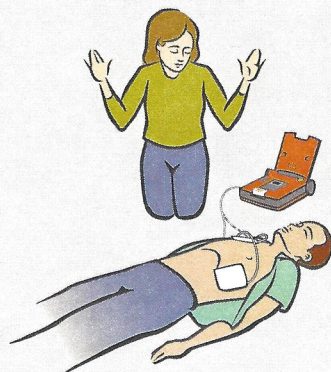
Remove clothing.
Expose chest.

6



Attach pads.

7



Do not touch the patient.

8



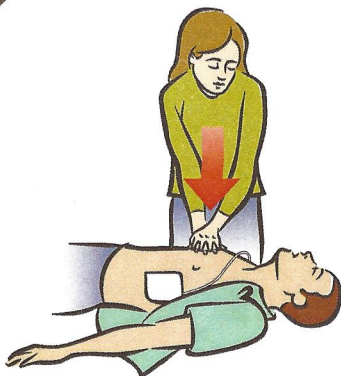
If instructed,
press red flashing button.

9



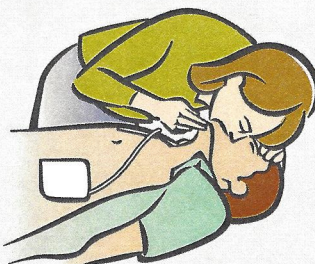
If present, place CPR device

10



Follow AED prompts.
Give compressions.

11



If instructed, give breaths.

Semi-automatic AED



Cardiac Science and the Shielded Heart logo are trademarks of Cardiac Science Corporation.
Copyright © 2012 All Rights Reserved.
N7 W22025 Johnson Drive, Waukesha, WI 53186 US
www.cardiacscience.com



MDSS GmbH
Schiffgraben 41
D-30175 Hannover
Germany



70-01091-01rE

